

Managing your Passwords

Introduction

The purpose of this document is to help you avoid all those loose pieces of paper lying around and all those spiral notebooks full of current and extinct passwords. There are several tools for accomplishing this and they will be discussed below.

Here are some options

1. Use a password manager that will sync passwords across all your mobile devices as well as your Desktop PC. Examples are RoboForm, LastPass and others.
2. Use the built-in password manager of iOS which is based on the Keychain feature.
3. Use a combination of methods 1 and 2.

Let me begin by telling you what I do. I use RoboForm Everywhere which synchronizes my passwords across all my devices and PCs. You can read about it [here](#). Here's what you can do with RoboForm.

- You can put the software on a flash drive and use it anywhere there's a PC.
- Go to Settings, Accounts and Passwords, Autofill Passwords and enable RoboForm on your mobile devices.
- You can log into RoboForm from any PC and use it there.

Gmail Recovery Phone Number

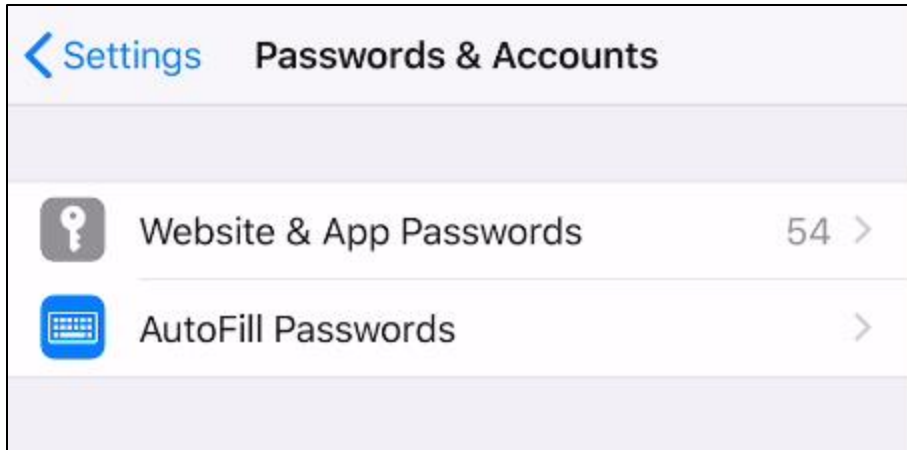
If you ever lose or forget your Gmail phone number, you can easily recover your account by using your iPhone. See the instructions [here](#) for adding your phone number to your Gmail account.

Using Keychain

First, check the following settings:

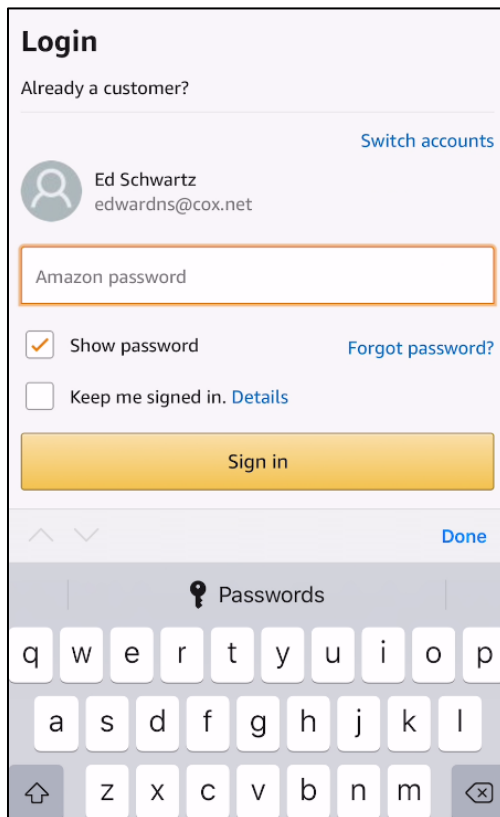
1. Go to Settings, your name, iCloud. Scroll down to make sure Keychain is enabled
2. Go to Settings, Passwords and Accounts and tap AutoFill Passwords. Make sure that AutoFill Passwords is on. If you have a password manager such as RoboForm installed you can enable both Keychain and it here.
3. If you have an iPhone with Touch ID or Face ID, it must be enabled.

You can access your passwords stored by Keychain by going to Settings, Passwords and Accounts and tapping Website and App Passwords. Note from the figure below that I have 54 stored passwords.

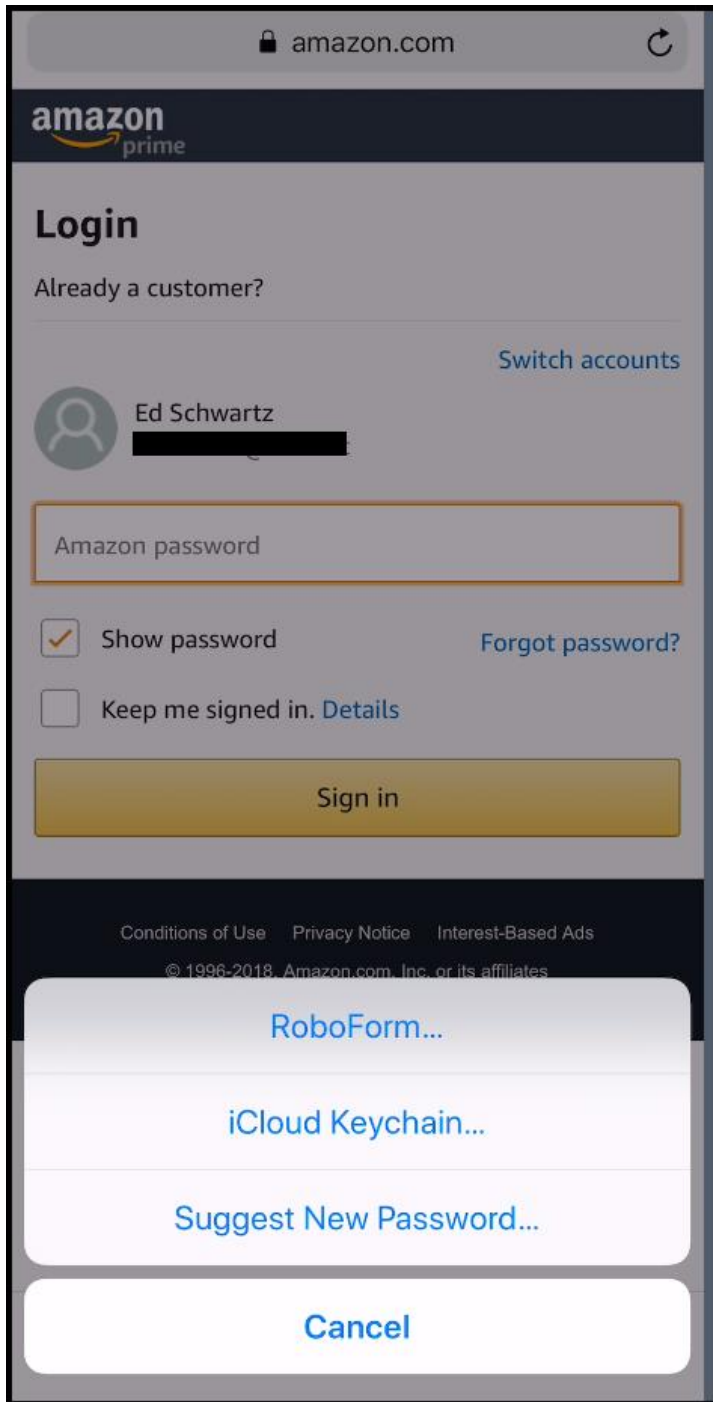


Keychain works in the background as follows:

- When you log into a web site for the first time and tap in the password field, you will see an option labeled Passwords as shown below.



- After tapping Passwords, you will have 3 options as shown below. Only choose Suggest New Password if you don't have an existing password. Otherwise, choose another option. Your options will vary if you don't have RoboForm installed or if you're using another password manager.

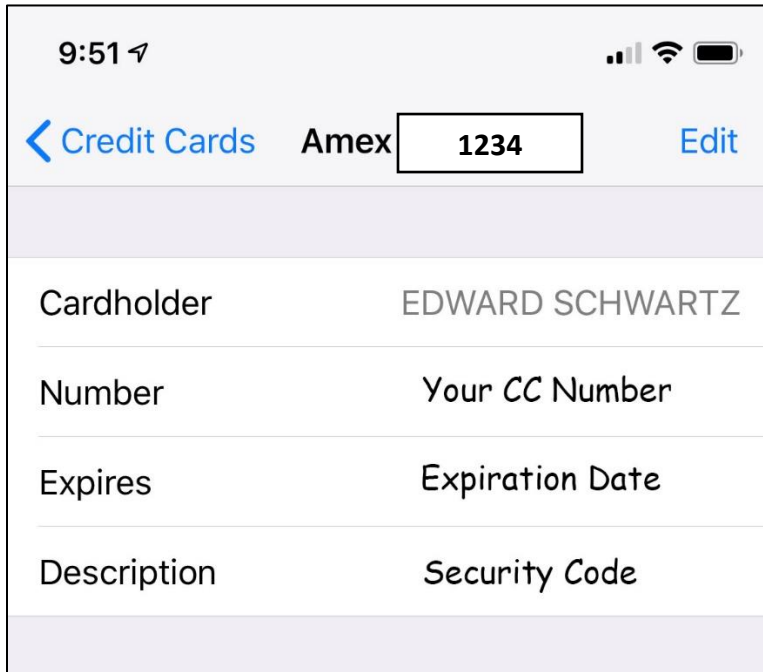


When you are viewing your stored passwords on your mobile device, you can tap on any one of them to edit or delete it. Any changes are updated across all your devices.

Safari AutoFill

1. Open Settings, Safari
2. In the General section tap AutoFill
3. Turn on Use Contact Info to fill out forms with your data

4. Tap Saved Credit Cards to see your stored cards. You'll need to sign in to do this. Tapping any card shows the following:



Final notes

1. It's not necessary to use a password manager other than Keychain if you only use mobile devices.
2. For a list of password managers see [here](#) and [here](#).
3. Read the fine print, Not all "free" password managers are free if you want all of the features.